

Scaled data based on original data using
LM-79-08 Approved Method: Electrical and Photometric Measurements of Solid-
State Lighting Products

Test Report Prepared for
Cooper Lighting Solutions
(formerly Eaton)

Brand: STREETWORKS

Report Number: P299338

Luminaire Tested: **GAA-AF-01-LED-U-5NQ**

Issue Date: 3/3/2020

Test Information

Test Method: LM-79-08
Report Number: P299338
TEST IS SCALED FROM IESNA LM-79-08 TEST DATA (P24141)
Test Lab: INNOVATION CENTER P2
Issue Date: 3/3/2020
Manufacturer: COOPER LIGHTING SOLUTIONS (FORMERLY EATON)
Product Line: STREETWORKS
Catalog Number: GAA-AF-01-LED-U-5NQ
Description: GALLEONAIRE AREA AND ROADWAY LUMINAIRE
(1) 70 CRI, 4000K CCT 1050mA LIGHTSQUARE WITH 16 LEDS EACH AND Type II
w/Spill Control OPTICS
Light Source: -
Ballast/Driver: -

Summary

Lumens per Lamp: N/A
Luminaire Lumens: 6406.7 lumens
Efficiency: N/A
Efficacy: 108.6 lumens/watt
Luminous Opening: Rectangular (W 0.5' x L: 0.5' x H: 0')
IES Classification: Type V - Short - Full Cutoff
BUG Rating: B2 - U0 - G1

Input Watts (W): 59
Input Voltage (V): NR
Input Current (Ain): NR
Voltage Rise (V): NR
Power Factor: NR
Total Harmonic Distortion (THDi): NR
Frequency (hertz): 60
Stabilization Time: NR
Operation Time: NR
Ambient Temperature (°C): NR
Test Distance: 28.75 FT

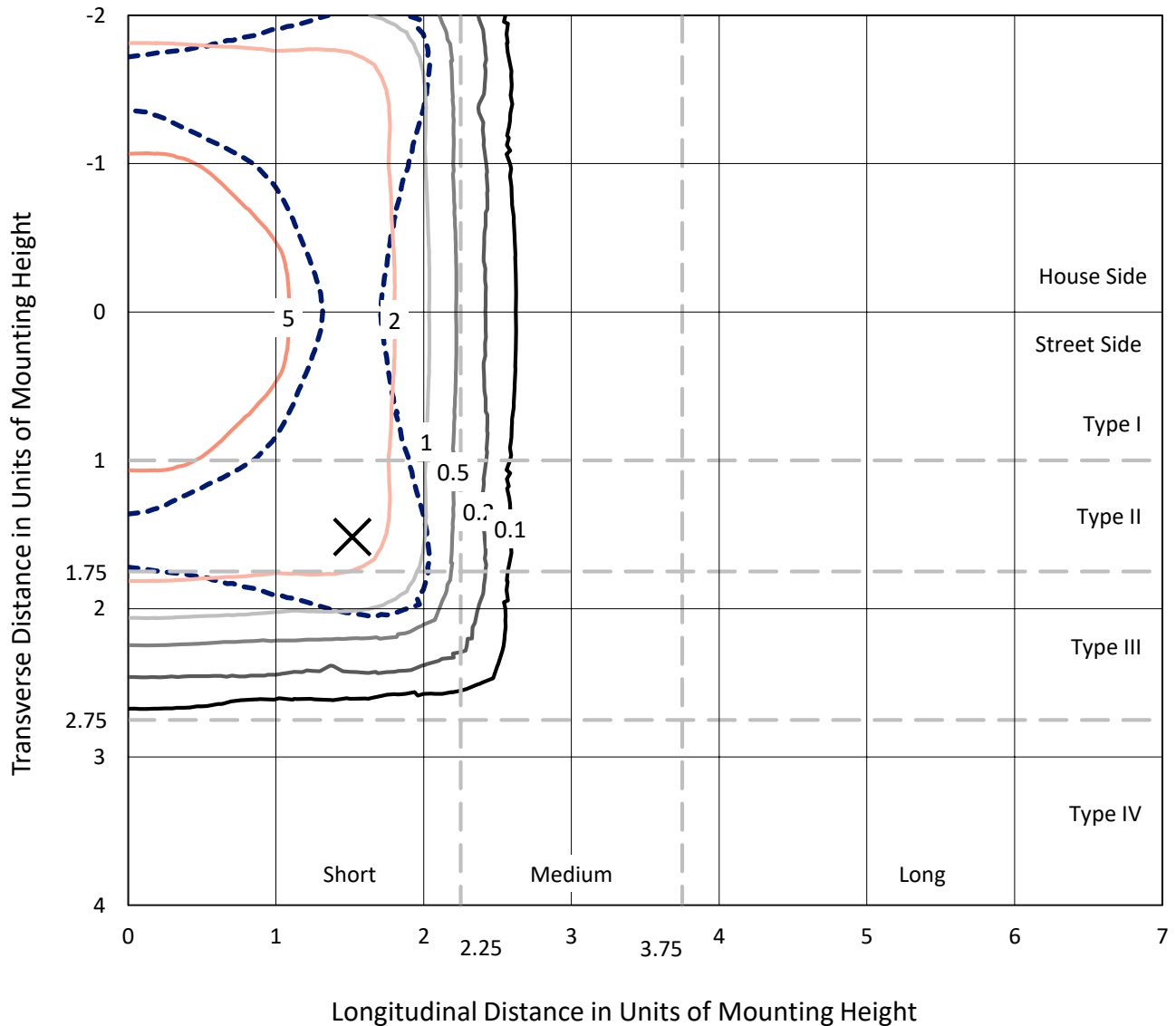


REPORT NUMBER: P299338

CATALOG NUMBER: GAA-AF-01-LED-U-5NQ

Iso-Footcandle Lines of Horizontal Illumination

✕ Max cd
 - - - 1/2 Max cd

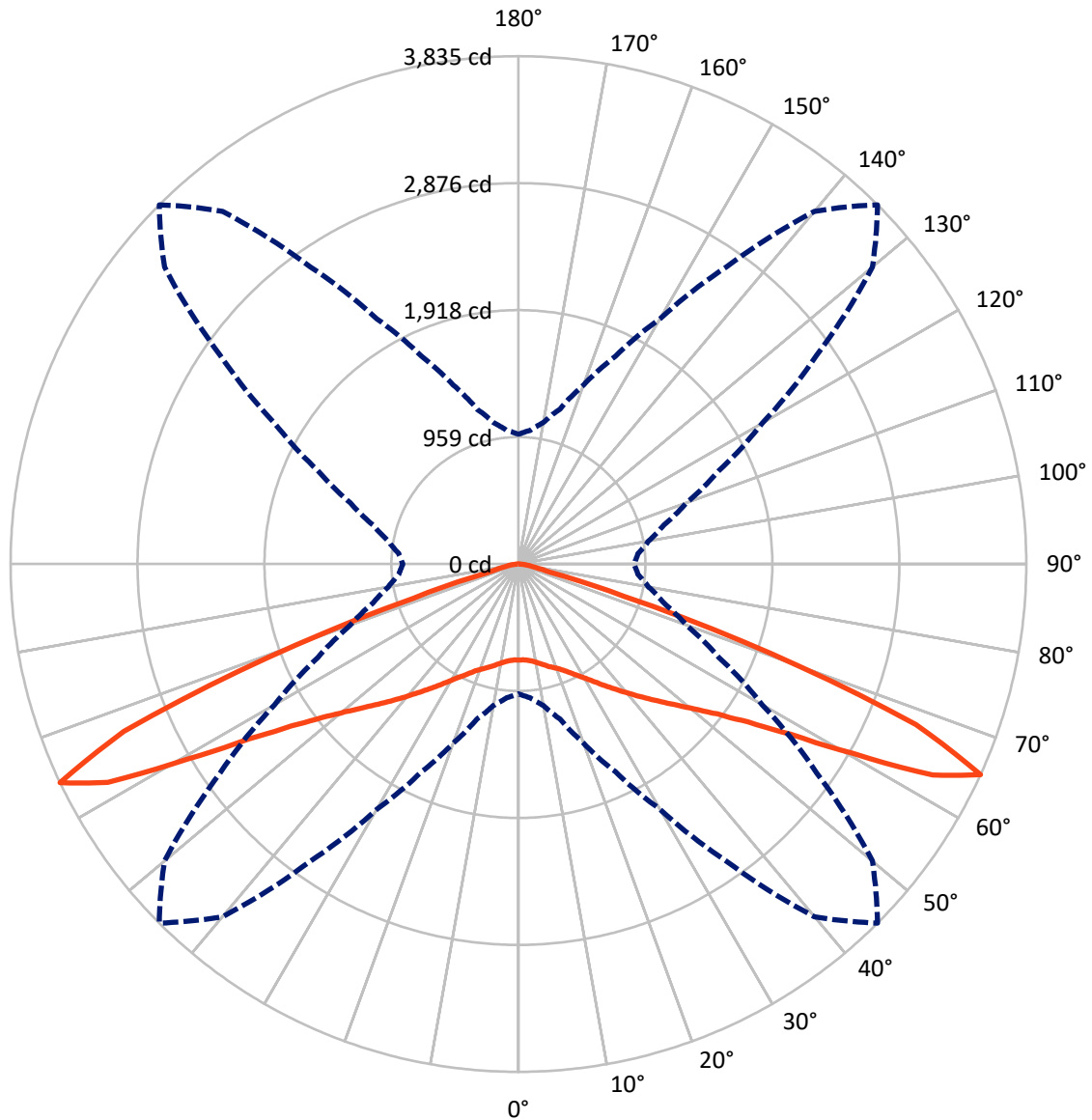


Based on 10 foot mounting height. Maximum calculated value = 7.3 fc
 Type V - Short - Full Cutoff

REPORT NUMBER: P299338

CATALOG NUMBER: GAA-AF-01-LED-U-5NQ

Luminous Intensity Polar Plot



— Vertical Plane Through 45-Deg Lateral - - - Horizontal Cone Through 65-Deg Vertical



REPORT NUMBER: P299338

CATALOG NUMBER: GAA-AF-01-LED-U-5NQ

FLUX DISTRIBUTION:

		Downward	Upward	Total
House Side	Lumens	3203.3	0.0	3203.3
	% Fixture	50.0	0.0	50.0
Street Side	Lumens	3203.3	0.0	3203.3
	% Fixture	50.0	0.0	50.0
Total	Lumens	6406.7	0.0	6406.7
	% Fixture	100.0	0.0	100.0

ZONAL LUMENS:

Zone	Lumens	% Fixture
0°-10°	70.7	1.1
10°-20°	226.6	3.5
20°-30°	423.7	6.6
30°-40°	716.6	11.2
40°-50°	1171.7	18.3
50°-60°	1863.3	29.1
60°-70°	1684.3	26.3
70°-80°	213.1	3.3
80°-90°	36.7	0.6
90°-100°	0.0	0.0
100°-110°	0.0	0.0
110°-120°	0.0	0.0
120°-130°	0.0	0.0
130°-140°	0.0	0.0
140°-150°	0.0	0.0
150°-160°	0.0	0.0
160°-170°	0.0	0.0
170°-180°	0.0	0.0
0°-90°	6406.7	100.0
0°-180°	6406.7	100.0

Coefficient of Utilization



REPORT NUMBER: P299338

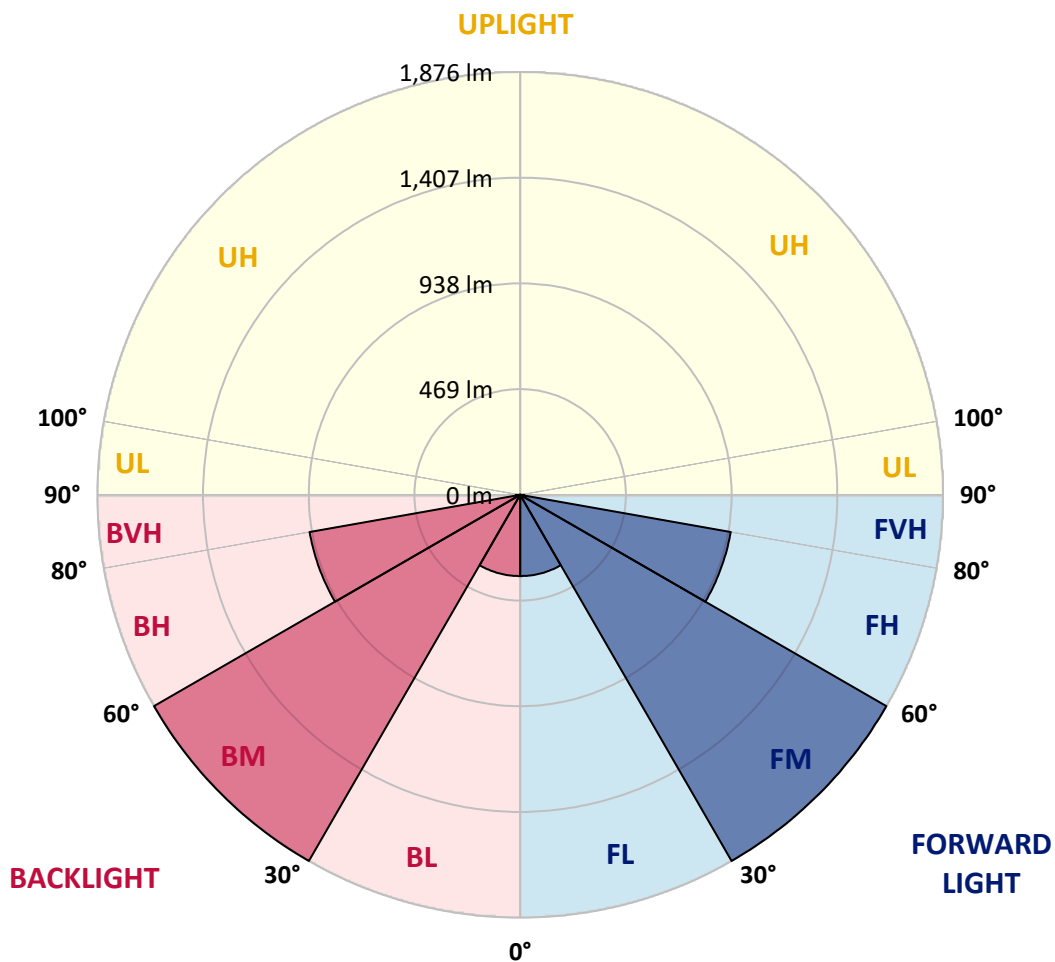
CATALOG NUMBER: GAA-AF-01-LED-U-5NQ

LUMINAIRE CLASSIFICATION SYSTEM LUMEN TABLE AND BUG RATING:

Zone		Lumens	% Fixture	Zone Rating/Lumen Limit		
				B	U	G
FL	(0°-30°)	360.5	5.6			
FM	(30°-60°)	1875.8	29.3			
FH	(60°-80°)	948.7	14.8			G1/1800
FVH	(80°-90°)	18.3	0.3			G1/100
BL	(0°-30°)	360.5	5.6	B1/500		
BM	(30°-60°)	1875.8	29.3	B2/2500		
BH	(60°-80°)	948.7	14.8	B2/1000		G1/1800
BVH	(80°-90°)	18.3	0.3			G1/100
UL	(90°-100°)	0.0	0.0		U0/0	
UH	(100°-180°)	0.0	0.0		U0/0	

BUG Rating: B2-U0-G1

Type V Short





REPORT NUMBER: P299338

CATALOG NUMBER: GAA-AF-01-LED-U-5NQ

CANDELA DISTRIBUTION (FULL):

	0°	5°	10°	15°	20°	25°	30°	35°	40°	45°	50°
0°	724.9	724.9	724.9	724.9	724.9	724.9	724.9	724.9	724.9	724.9	724.9
2.5°	725.5	726.1	726.7	726.1	726.7	725.8	725.2	726.1	725.2	724.3	724.9
5°	731.8	732.1	732.1	731.2	732.1	731.5	730.6	731.8	730.9	730.0	730.6
7.5°	742.3	743.5	742.6	741.7	742.3	741.7	741.1	741.4	741.1	740.2	740.5
10°	756.4	757.3	756.7	756.4	757.0	756.7	756.1	755.8	756.1	755.2	755.2
12.5°	773.5	773.2	772.9	773.2	774.1	774.1	773.8	774.1	774.7	775.0	774.4
15°	790.3	790.9	790.9	790.9	792.7	794.2	795.1	795.7	796.9	797.2	796.0
17.5°	811.3	811.3	811.0	811.3	813.1	815.5	816.4	817.6	818.8	819.7	818.2
20°	834.7	835.3	835.3	835.9	838.3	841.0	841.0	841.6	841.0	841.6	840.7
22.5°	863.2	865.0	865.0	865.3	867.7	871.0	870.1	871.0	869.5	870.7	869.5
25°	900.5	903.2	902.6	902.6	904.4	906.5	906.8	908.6	908.3	909.8	908.9
27.5°	942.5	946.7	947.9	947.6	948.8	950.9	951.5	953.6	952.4	953.6	953.0
30°	992.9	994.7	997.1	998.0	999.5	1001.6	1001.6	1001.9	1000.4	1002.2	1003.1
32.5°	1045.1	1048.4	1050.8	1056.2	1058.9	1060.4	1060.1	1060.7	1059.2	1061.6	1063.4
35°	1114.1	1116.5	1120.4	1124.6	1128.2	1127.9	1127.0	1127.3	1127.3	1129.4	1131.2
37.5°	1197.2	1197.8	1202.9	1208.9	1210.7	1208.9	1203.5	1202.3	1199.6	1202.3	1205.3
40°	1285.1	1287.2	1297.4	1301.3	1302.2	1298.9	1291.1	1286.6	1280.6	1283.9	1288.1
42.5°	1377.2	1381.4	1390.7	1397.6	1400.6	1398.5	1387.7	1380.8	1373.0	1374.8	1379.0
45°	1479.2	1484.3	1497.5	1504.2	1509.9	1506.6	1496.0	1485.5	1473.2	1474.1	1480.7
47.5°	1593.3	1598.4	1615.5	1626.6	1629.6	1629.0	1617.3	1602.9	1586.1	1585.5	1591.2
50°	1721.1	1726.2	1747.5	1764.6	1773.3	1772.4	1758.6	1738.2	1717.8	1718.1	1725.3
52.5°	1845.9	1852.2	1874.4	1903.8	1920.9	1933.2	1924.8	1905.6	1880.7	1881.3	1887.9
55°	1962.9	1973.4	1998.9	2038.8	2070.6	2105.2	2115.1	2114.5	2099.4	2103.7	2110.3
57.5°	2019.6	2035.2	2074.5	2137.6	2202.4	2272.6	2332.0	2376.4	2395.3	2423.8	2417.2
60°	1912.2	1937.1	1995.0	2087.7	2215.9	2362.3	2519.2	2672.5	2803.4	2902.1	2845.4
62.5°	1565.7	1598.1	1668.3	1787.1	1980.9	2215.3	2515.6	2878.1	3272.9	3511.2	3341.1
65°	979.7	1013.3	1084.7	1211.9	1438.7	1730.1	2137.6	2738.3	3476.1	3835.2	3489.0
67.5°	382.0	400.3	439.0	520.3	690.7	950.0	1358.9	2040.6	2923.1	3237.8	2868.8
70°	191.4	193.2	200.4	215.4	252.0	327.4	498.1	946.1	1676.4	2024.7	1616.1
72.5°	138.3	138.6	142.2	148.8	160.5	177.3	209.7	289.5	545.2	833.2	511.0
75°	105.9	107.1	109.2	112.8	119.1	127.5	139.2	166.8	206.7	239.7	201.6
77.5°	81.6	84.0	85.5	88.8	92.7	98.4	101.7	112.2	130.5	137.4	135.3
80°	62.1	64.2	67.5	70.2	72.9	75.6	74.4	79.2	88.8	94.5	91.5
82.5°	39.6	42.0	51.6	54.0	55.2	57.0	54.9	55.2	59.4	63.0	59.4
85°	25.5	27.0	32.7	35.7	36.0	37.2	36.3	34.2	34.2	31.2	35.1
87.5°	11.7	12.0	14.7	17.4	18.0	16.2	15.9	15.3	12.3	11.7	12.6
90°	0.0	0.0	0.0	0.0	0.0	0.0	0.0	0.0	0.0	0.0	0.0



REPORT NUMBER: P299338

CATALOG NUMBER: GAA-AF-01-LED-U-5NQ

CANDELA DISTRIBUTION (continued):

	55°	60°	65°	70°	75°	80°	85°	90°
0°	724.9	724.9	724.9	724.9	724.9	724.9	724.9	724.9
2.5°	724.6	725.2	725.5	726.4	726.7	726.7	727.0	727.6
5°	730.3	731.2	731.5	732.7	733.0	732.7	733.3	733.6
7.5°	740.5	742.0	742.6	743.8	742.9	744.1	744.4	744.4
10°	755.5	757.0	757.3	758.5	757.9	758.5	758.5	757.9
12.5°	775.3	775.6	774.7	775.6	774.4	775.0	774.1	773.5
15°	797.2	796.3	794.2	794.2	792.4	792.7	792.4	792.1
17.5°	818.5	816.7	815.2	814.6	813.1	812.8	811.9	811.9
20°	841.9	841.0	840.1	838.9	837.4	835.9	835.6	836.2
22.5°	870.1	869.8	869.8	869.2	867.1	865.6	864.7	864.7
25°	908.0	905.3	905.3	905.0	904.1	903.2	901.4	902.3
27.5°	950.6	949.1	950.3	950.0	949.1	949.1	947.9	947.9
30°	1003.1	1002.5	1004.3	1002.8	999.8	999.5	998.3	996.8
32.5°	1063.7	1063.1	1065.8	1064.0	1059.2	1056.5	1054.1	1052.9
35°	1131.2	1131.5	1134.8	1133.6	1128.2	1126.4	1122.2	1121.6
37.5°	1205.0	1209.8	1215.5	1216.7	1212.2	1211.0	1206.5	1204.1
40°	1291.7	1298.0	1306.7	1308.8	1304.0	1303.1	1296.8	1293.5
42.5°	1384.1	1394.9	1405.7	1407.5	1402.7	1397.9	1391.9	1389.5
45°	1487.3	1500.3	1514.4	1518.0	1510.8	1505.1	1497.2	1497.2
47.5°	1603.2	1619.4	1635.3	1645.2	1638.6	1632.6	1623.3	1617.3
50°	1740.0	1762.2	1782.9	1793.1	1782.6	1771.2	1755.0	1749.6
52.5°	1911.6	1935.6	1953.6	1948.2	1932.0	1916.1	1898.4	1891.2
55°	2130.7	2138.8	2138.8	2118.4	2085.9	2059.2	2031.3	2022.0
57.5°	2404.6	2373.4	2325.4	2264.5	2188.0	2121.4	2076.3	2055.0
60°	2726.6	2576.5	2407.0	2240.5	2103.7	1990.8	1923.9	1893.3
62.5°	2941.1	2548.6	2209.0	1941.6	1744.8	1608.9	1516.5	1480.4
65°	2748.8	2125.6	1670.7	1350.8	1136.3	998.0	906.5	872.8
67.5°	2013.3	1331.9	889.6	637.6	467.2	372.7	335.2	319.6
70°	903.8	469.0	287.4	224.4	193.5	177.6	170.7	168.3
72.5°	272.4	197.1	166.2	150.0	137.7	129.9	124.2	123.6
75°	164.4	136.8	121.5	111.9	104.1	97.8	94.8	93.9
77.5°	114.9	100.5	93.3	86.4	80.4	75.6	72.9	70.8
80°	80.7	73.8	70.5	66.6	62.7	58.2	54.3	52.5
82.5°	54.0	52.5	52.5	50.1	46.8	42.6	34.8	33.0
85°	34.8	34.5	35.1	34.2	31.8	27.3	22.5	21.3
87.5°	16.2	16.5	18.3	18.0	17.4	14.4	11.4	10.8
90°	0.0	0.0	0.0	0.0	0.0	0.0	0.0	0.0

(END OF REPORT)